

Perennial

CATALOG



GROWER'S
CHOICE

“Learn to be an observer in all seasons.
Every single day, your garden has something new and wonderful to show you. “-- author unknown

How true of perennial flowers! The flowers bloom at different times of the season, they provide a wide array of textures and color contrasts (oftentimes unplanned), and sometimes what was planted pops up elsewhere in the garden.

Perennials are the perfect plants for both the novice and experienced gardener. Many are easy to grow and offer endless possibilities. There are new varieties offered every year, so the garden can grow along with your experience.

Perennials.....

- They're the solutions for problem areas - a hill where you don't want to mow, wet or dry areas, a place with lots of rocks
 - The long roots of perennial plants help to prevent soil erosion
 - Edible and medicinal
 - Add textural interest to containers
 - Add interest to the garden throughout the seasons, including winter
 - Provide pollen, seeds, nectar and nesting material for birds and butterflies

Our catalog is an easy reference tool to help select the many perennials we offer in Growers Choice pots. We're researched many common names that people may be familiar with and have a To Find.....Look Here chart to help you find the plant you're looking for. Our catalog is easy to use so that one may find answers to questions quickly.

And if you're looking for a perennial to solve a particular dilemma - you need a groundcover for an area that can't be mowed, for example - there are charts to help you choose the plants you need. Want to plant a garden to attract hummingbirds and butterflies? Check out what you're looking for from the table of contents, click it, and go to the chart or look for the icons next to the plants. You'll see these same icons on the signs above the Growers Choice Perennial pots in the Adams Garden Centers.

Want more information? We keep adding in depth information in the gardening section of Adamsfarms.com. Especially helpful are the tips on drying perennial herbs. Or you may want to create your own living rosemary wreath. Check it out!

But most of all.....have fun. Enjoy your new plants. They live to give us pleasure.



Table of Contents

[Introduction.....](#) 2

[How to Use this Catalog.....](#) 4

[Perennials.....](#) 5

[Succulent Collection.....](#) 22

[Herbs.....](#) 24

[Quick Answers to Common Questions.....](#) 30

[Perennials For.....](#) 32

[Attracts Bees.....](#) 32

[Attracts Butterflies.....](#) 32

[Attracts Hummingbirds.....](#) 32

[Deer Resistant.....](#) 32

[Good for Cutting.....](#) 32

[Good for Drying.....](#) 32

[Ground Cover.....](#) 32

[Rock Gardens.....](#) 32

[Containers.....](#) 32

[For a Dry Location.....](#) 32

[Perennials For Full Shade.....](#) 34

[Common Name Index.....](#) 35

Visit adamsfarms.com/gardening
for more information on growing, harvesting, drying
and storing herbs.

How to Use This Catalog

Perennials are listed alphabetically by scientific name, with the common names in parentheses. A cross reference index is provided, alphabetized by common name. The perennials are divided into three categories: Perennials, Succulents and Herbs. Information in the text includes height, blooming period and a brief description. Quick reference symbols make it easy to identify everything from lighting requirements to deer resistance.

Guide to Symbols


| | | | | |
|--------------------|------------------|-------------------------------|----------------------------|------------------------|
| Full Sun | Full to Part Sun | Full Sun to Part Shade | Part Shade | Full Sun to Full Shade |
| Full to Part Shade | Full Shade | Winter hardy in the northeast | May need winter protection | Good for Cutting |
| Deer-Resistant | Attracts Birds | Attracts Bees | Attracts Hummingbirds | Attracts Butterflies |

Scientific Name **Aquilegia**
Common Name (Columbine)
Variety Kirigami Mix

Height 14"-24"
USDA Hardiness Rating Zones 5-9
Blooming Period Spring

Quick Reference Symbols

Description: Bold, vibrant, upright facing, colorful flowers adorn this upright plant.




Perennials

Achillea

(Yarrow, Milfoil)

10"-24"

Zones 2 - 10

Late Spring - Fall

Easy to grow and invaluable in the summer border, with a range of flower colors, including some that change spectacularly as they fade. The stiff stems carry flat-topped flower heads.



Ajuga

(Bugleweed, Carpet Bugle)

3-6"

Zones 3 - 9

Spring

Hardy shade-lovers make an attractive ground cover or add a pop of texture and color in a mixed container.



Armeria

(Common Thrift, Thrift, Sea Pink)

4"-6"

Zones 4-8

Early Spring-Spring

This durable perennial forms low cushions of grassy green leaves. The rose-pink flowers appear in early spring and last for several weeks. Trim off the spent flowers to encourage reblooming.



Artemisia

(Wormwood, Mugwort)

12-36"

Zones 3-8

Summer

Dense mounds of silver, finely textured leaves make this plant a great foliage accent in the border.



Alyssum

(Basket of Gold, Madwort)

6-8"

Zones 4 - 9

Spring

This low growing perennial will enchant your garden with masses of shining, golden yellow flowers that contrast nicely with its gray-green foliage. Attractive in rock gardens or cascading over the edge of a raised bed, this matt forming perennial keeps its good looks after flowering, as an attractive ground cover.



Aquilegia

(Columbine)

9-24"

Zones 3-9

Spring - Summer

An easy-to-grow perennial that blooms in a variety of colors during spring, which emerge from its attractive dark green foliage. The bell-shaped flowers are also a favorite to hummingbirds and may be used in cut-flower arrangements as well.



Bellis

(English Daisy, True Daisy)

3-8"

Zones 4-8

Spring

English Daisies have long been popular for spring bedding, particularly in mild winter regions. Plants are biennial, usually lasting through one season, but self-seeding to provide future generations.



Campanula

(Bellflower, Harebell)

8-12"

Zones 3-7

Summer

Ranging from robust summer border plants to more diminutive types for rockeries and containers, these easy-to-grow plants have mainly clear blue or white, pink or purple bell-shaped flowers.



Cardamine (Cuckoo Flower)

4-6"

Zones 2-9

Spring - Early Summer

Cardamine plants produce very pale pink/purple or sometimes white flowers (four petals in a cross shape) growing in a ring at the top of the flower stem. Grows in rich, moist, well-drained soil.



Convallaria (Lily of the Valley)

4-6"

Zones 2-9

Spring

Lily of the Valley is a lovely, herbaceous, clump-forming perennial that forms a light, airy groundcover. Short spikes of fragrant, white, bell-shaped flowers emerge from the center of broad, lance-shaped glossy green leaves.



Delosperma (See Succulent Collection)

Delphinium (Larkspur)

10-18"

Zones 3-8

Spring - Summer

Most commonly grown for its beautiful, tall spires of blue blooms, delphinium has long been planted in perennial gardens. These elegant plants add a strong vertical element to the garden.



Coreopsis (Tickseed)

6-14"

Zones 4-9

Late Spring - Fall

Superb in the border, coreopsis' reliable, long blooming daisy-like flowers provide a colorful show from summer to fall. Coreopsis naturalizes with ease.



Daisy, Shasta (Leucanthemum)

10-48"

Zones 3-9

Summer

Shasta Daisies may be the most popular of all daisies. This perennial is easy to grow, and puts on an extended show when in bloom. The cheerful, pure white petals and bright yellow centers, are perfect in almost any garden setting.



Dianthus Barbatu (Sweet William)

18-24"

Zones 5-8

Early Spring - Fall

Sweet William is an old-fashioned cottage garden plant that usually grows as a self seeding biennial that reseed year after year as if it were a long lived perennial. Excellent as a cut flower. Remove fading flowers to encourage more buds to form.



Dianthus (Pinks, Cheddar Pinks, Garden Pinks, Carnations)

6"-12"

Zones 3-9

Early Spring - Fall

There are numerous types of dianthus, so there's one for almost any garden situation. Many types have flowers with a fragrant, spicy scent and notched petals. Pinks are low-growing dianthus suitable for rock gardens. Carnations are taller and good for bouquets but tend to be less hardy than other dianthus.



Digitalis

(Foxglove)

18-36"

Zones 5-9

Summer

Statuesque plants with bold blooms in many colors. Foxglove is a biennial, having only a rosette of leaves the first year. The second year tall spike appears with showy, dramatic blooms.



Echinacea


(Coneflower, Purple Coneflower)

18"-42"

Zones 3-10

Mid Summer - Late Summer

It is hard to imagine a sunny perennial border without Echinacea. So much color in summertime and very easy to grow. Butterflies love the flowers, birds love the seeds, and we love the generous long-lasting bouquets.



Gaillardia

(Blanket Flower)

8-16"

Zones 3 - 9

Summer

Gaillardias, also known as blanket flowers, are good news for the gardener who has poor, dry soil and hot, sunny conditions. These bright, cheery flowers actually prefer poor soil and heat. Dead head to encourage blooming.



Geranium

(Hardy Geranium)

10-16"

Zones 3 - 8

Late Spring - Summer

When searching for flowers that are adaptable, compact, and long-blooming, consider hardy geranium plants. These tough-as-nails bloomers aren't fussy plants, thriving in all kinds of growing conditions.



Eryngium

(Sea Holly)

6"-12"

Zones 2-9

Summer

Sea hollies can provide unique interest with their spiny-toothed leaves and clusters of globe-like blossoms. Pinch or cut off spent flowers to encourage additional blooming.



Erysimum


(Wallflower)

8"-12"

Tender

Early Spring

Very floriferous, Wallflowers produce an abundance of fragrant blooms in spring without deadheading. Clay tolerant and not fussy about soil.



Geum

(Avens)

18-30"

Zones 4 - 9

Spring- Summer

With its elegant jewel-like flowers and attractive foliage, geum is welcome in almost any garden bed or floral arrangement. After the flowers fade, the spent blooms develop into unique feathery seed heads.



Grass

6-24"

Zones 3 - 10

Far from just green plants, ornamental grasses offer year-round landscaping. While beautiful in the spring, summer and fall, many people think they are at their best when providing seasonal interest and beauty in the winter garden.



Hemerocallis

(Day Lily)

24-36"

Zones 3-9

Summer

Known as one of the easiest flowering plants to grow, daylily plants make an excellent choice for perennial beds and shrub borders. They add color to any landscape, especially during the summer.



Hens & Chicks

(See Succulent Collection)

Hosta

16-24"

Zones 2-9

Summer

Count on hosta plants to fill shady spots with leafy textures and colors that pop. Hostas are long-lived perennials with easy-growing personalities. These low-maintenance plants require minimal care to look their best.



Iberis

(Candytuft)

10-12"

Tender Perennial

Mid Spring - Late Summer

This tender perennial produces lovely, small white flowers. Great for ground cover with sun and drought tolerance.



Heuchera


(Coral Bells, Alumroot)

18-24"

Zones 3-8

Summer

Grown mostly for the wide array of bold, colorful foliage that can add interest to your garden. The airy spikes of small flowers are a favorite of pollinators.



Hollyhock

(Alcea, Althea)

20-60"

Zones 3-10

Spring - Summer

The Hollyhock is, with its luminous colors and beautiful flowers, a valued asset for every garden. The real eye-catcher of the hollyhock is its height. The flower attracts attention with its huge blossoms which shine in several bright colors.



Iris

(Sword Lily)

12-40"

Zones 3 - 9

Spring

A single clump of Iris plants in bloom is a beautiful sight, a group of them can be a show stopper. The thinner, shorter and more grass like foliage creates an opportunity for dense plantings.



Lamium

(Yellow Archangel, Silver Nettle)

12-24"

Zones 4 - 8

Spring

Attractive heart-shaped leaves spotted with silver on ground hugging vines makes this a good ground cover. Produces yellow flowers.



Lamium

(Dead Nettle)

4-8" Zones 4 - 8



Late Spring & Fall

This attractive ground cover for shade features pretty leaves and flowers that appear in the spring and re-bloom in the fall. Interesting foliage good for adding texture interest to a container.



Lewisia

6-8" Zones 3 - 9



Late Spring - Mid Summer

Great for rock gardens. Forms low rosettes of evergreen leaves that bear cluster blooms in sunset shades of yellow, peach, salmon, orange & pink.



Lobelia

(Cardinal Flower)

24-32" Zones 6 - 10



Summer - Fall

Few perennials can produce this brilliant shade of cardinal red. Foliage consists of hardy green and bronze-purple leaves. Lobelia are perfect for the spot in your garden that just stays too wet for most plants. Spires of colorful hood-like flowers open from bottom to top.



Lupinus

(Lupine, Bluebonnet)

15-36" Zones 3 - 9



Late Spring - Summer

Soft palmate leaves surround the base of the showy flower. Produces spikes of flowers in shades of white, pink, yellow, red, blue, purple, some bi-color. Use for the back of borders, beds and in the wild garden.



Liatris

(Blazing Star, Gay Feather)

18-36" Zones 3 - 9



Late Summer

Noted for their tall, stately plumes of amethyst or white and delicate grass-like foliage, this durable wildflower appeals to the beginner and experienced gardener alike. This low-maintenance gem blazes in the dog days of summer while other plants wilt from the heat.



Lilium

(Lily)

12-20" Zones 3-9



Summer

Asiatic Lilies are extremely easy to grow and beloved in bouquets. A great choice for small, narrow spaces, these lilies take up very little room. Perfect for tucking in between perennials that are still filling out, use them to add extra color wherever it's needed.



Lysimachia

(Creeping Jenny, Moneywort)

2-6" Zones 3 - 10



Summer

A reliable garden favorite. This creeping selection forms a dense mat of small, rounded leaves. Cup-shaped, bright yellow flowers appear nearly all summer. Works wonderfully spilling over the edge of containers.



Mazus

(Cupflower)

2-5" Zones 5-8



Spring - Summer

Creeping Mazus works well as a ground cover that forms a dense green mat of foliage that is accented with spectacular small purple-blue flowers.



Monarda

(Bee Balm, Bergamot, Oswego Tea)

10-48" Zones 4 - 9



Late Spring - Summer

A North American native that is known for thriving in woodland areas. The bee balm flower has an open, daisy-like shape, with tubular petals in shades of red, pink, purple, and white that bees, butterflies and hummingbirds find very attractive



Myosotis

(Forget-me-not)

6-8" Zones 5 - 8



Spring

The Forget-Me-Not is one of the most beautiful flowering plants that come in a variety of bloom colors. Place this stunning plant anywhere and it is likely to attract butterflies and bee's all around it.



Papaver

(See Poppy)

Penstemon

(Beard Tongue)

up to 12" Zones 6 - 8



Summer

Penstemon is a highly attractive and popular flowering plant. The trumpet shaped blooms of white, red, pink, purple, or lavender will attract hummingbirds to your yard and flower beds.



Oenothera

(Evening Primrose, Sundrop)

10-12" Zones 3 - 7




Spring - Fall

This sun-loving plant produces large yellow, crepe-textured flowers all summer long, resembling poppies in appearance. Flowers are followed by unusual winged seed pods. Drought tolerant once established.



Oregano, Ornamental

4-9" Zones 5 - 8



Summer - Fall

This intriguing form of oregano forms a low trailing mound of powdery blue-green foliage. Bears drooping heads of hop-like flowers in a blend of pink, green and cream.



Perovskia

(Russian Sage)

36-48" Zones 5 - 9



Mid Summer - Early Fall


Perovskia are graceful, aromatic plants with an open habit. Long spikes of silvery-blue flowers accent its complementary silver-gray foliage. Flowers almost two months from the summer into the fall.



Phlox divaricata

(Woodland Phlox)

12-15" Zones 4-8



Spring

Woodland phlox, is a spreading, native wildflower which forms mats of foliage with stems typically reaching 12-15" tall. As the common name suggests, this is a woodland species which occurs in rich woods, fields and along streams.



Phlox subulata

(Creeping Phlox, Mountain Pinks)

4-6" Zones 2 - 8



Mid-Late Spring

This mat-forming evergreen creeper with stiff needle-like leaves produces dense clusters of dainty flowers. Excellent ground cover, use in rockeries, borders and on banks and slopes.



Polemonium

(Jacob's Ladder)

12-24" Zones 4-9



Late Spring - Mid Summer

Jacob's ladder gets its common name from the ladder-like or pinnate structure of its leafy foliage. In the spring and early summer months, it shoots up slender stalks from which hang clusters of bell-like flowers.



Rhubarb

(Rheum)

24-36" Zones 4 - 8



Summer

Delicious, easy-to-grow rhubarb produces big, bright red stalks. For stronger plants, wait until the second year to harvest the stalks.



Rudbeckia

(Black-eyed Susan, Coneflower)

12-42" Zones 4-9



Summer - Early Fall

Large, long blooming flowers with dark brown centers adorn upright, bushy plants. Flowers come in a variety of colors, with yellow being the most popular. Perennial Black-Eyed Susans are some of the most useful landscape plants when it comes to dependable every-year long-blooming mid-summer color.



Poppy

(Papaver)

10-36" Zones 2-7



Spring - Summer

Large paper-thin petals form a bowl around the Poppy's ornamental centers. The fascinating attractive seedpods will add a nice touch to dried arrangements. The blossoms are a favorite for butterflies, hummingbirds and bees.



Primrose

(Primula)

5-9" Zones 4 - 8



Spring

Small crinkled, textured leaves topped by a compact cluster of flowers in a wide range of colors, including pink, yellow, blue, white, salmon, red and even bi-colors. Ideal for borders, beds and planters.



Rumex

(See Herb Collection)

Sagina

(Pearlwort, Corsican)

1-2" Zones 4 - 9



Summer

The compact, moss-like carpet of slender green leaves makes sagina a great choice for adding a soft textured ground cover to the landscape. The foliage is enhanced by tiny white flowers in summer.



Salvia

(Meadow Sage, Sage)

12-24" Zones 4 - Tender



Late Spring - Summer

Salvias are popular garden plants because they flower for an extended period and do well in hot, dry conditions. They provide an incredible variety of fragrance, bloom, plant habit, and color and attract hummingbirds, butterflies, and other pollinators.



Saxifraga

(Rockfoil)

8-10" Zones 5 - 7



Mid Spring - Early Summer

Bright green crinkly leaves pack tightly together and carpet rocks, pavers and lightly shaded nooks. In spring, tiny cupped flowers appear on slender stalks held above the body of the plant. The wiry stalks are tinged pink to purple and support blooms of salmon, pink, purple, white and other hues.



Sempervivum

(See Succulent Collection)

Stachys

(Lamb's Ear, Woolly Betony)

12-18" Zones 4-7



Early Summer

Stachys are grown primarily for its thick, soft, velvety, silver-gray leaves. Many gardeners remove the flowering stems to enhance the ground cover effect. Leaf shape and texture resemble a lamb's ear, hence the common name.



Scabiosa

(Pincushion Flower, Scabious)

12-18" Zones 5 - 9



Spring - Late Summer

Scabiosa produces an amazing abundance of lacy, "pincushion" shaped, two-inch flowers on slender stems. Deadhead to keep the flowers coming all season. Neat, compact habit.



Sedum

(See Succulent Collection)

Strawberry

(Everbearing Strawberry)

6-8" Zones 4 - 8



Summer - Fall


Everbearing strawberries get their name because they produce fruit twice per year. Ideal for growers that don't have the space to plant a large garden. Easily grown in tiered containers because they have very few runners.



Viola

(Violet)

5-10" Zones 4 - 10



Early Spring - Summer

Violas have been a garden favorite for generations. The dainty flat-faced flowers are a cheerful sight in the early spring. They tolerate cool temperatures and are ideal for planting around spring-flowering bulbs or in window boxes. Perfectly sized for rock gardens, borders and containers.



Succulent Collection



Delosperma (Ice Plant)

2-8" Zones 5 - 10



Summer

A succulent with jelly bean shaped leaves that displays a mat of daisy-like flowers. Excellent for rock and alpine gardens. Ice Plants grow best in well-drained, gravelly soil that is not wet in winter.



Hens & Chicks (Sempervivum, Houseleek)

2"-8" Zones 3-8



Summer

An interesting, low-growing, mat-forming, succulent plant, hens & chicks is evergreen and forms rosette-shaped plants in greens, reds and yellow - almost resembling little roses. Produces flower spikes in pinks or pale yellow and is incredibly hardy, easy to grow and comes in a wide range of different varieties.



Sedum (Stonecrop)

2-30" Zones 3-11



Summer - Fall

There are typically 2 types of sedum, low growing ground covers & upright varieties, that come in a wide range of heights, colors & forms. Most sedum are hardy, drought tolerant succulents with thick, fleshy leaves. Clusters of tiny star-shaped flowers bloom late in the season





Herb Collection

Catmint

12"-36" Zones 3-8




Late Spring-Early Fall
 Catmint is extremely versatile and easy to grow. Rich purple blooms open in early summer for a spectacular show that can last quite a while.



Catnip

24"-36" Zones 3-8



Summer
 The heart-shaped foliage can be used fresh or dried for catnip tea. A favorite of cats, produces white or lavender flowers.



Chamomile, Roman

9"-12" Zones 4-9



Summer
 The yellow-centered white daisy-like flowers make a pleasant tea for digestive disorders and to calm nerves. Flowers can be dried for later use. This aromatic ornamental herb makes a good ground cover that can be mowed or walked on.



Chives

6-24" Zones 3-10



Spring-Summer
 The green spear shaped leaves have a mild onion or garlic flavor and can be used fresh or dried for gourmet butters, with sour cream on potatoes, in salad dressings, soups and stews. Blossoms flavor vinegars, oils. Attractive plant.



Coriander/Cilantro

(Chinese Parsley)

24-30"

Annual

Mid-Summer

Wide, bright green, fern-like foliage. Very fragrant. Harvest the spicy leaves when young for a pungent flavor, often used in Chinese and Mexican dishes. When the seeds are brown and fully dried, use to flavor desserts, sauces and Indian curry.



Fennel

24-48"

Zones 4-9

Late Spring-Summer

Licorice flavored leaves, stalks and seeds are all edible. All parts of the plant are great additions to soups, salads and sauces. Attractive foliage makes this a nice addition to any kind of garden. Butterflies are attracted to the mature plants.



Mint

12-36"

Zones 3-11

Spring-Summer

Mint leaves are used fresh and dried for both sweet and savory dishes. Infuse syrups or blend into cocktails, yogurt, whipped creams and sorbet. Use as an aromatic garnish on food and beverages. Mints are vigorous spreaders and should be contained.



Oregano

5-24"

Zone 4-10

Summer

Use the pungent flavored leaves, fresh or dried, in a variety of different dishes. From Mediterranean cuisine to pizza, this herb is very versatile.



Lavender

(Lavendula)

12"-48"

Zones 5-8

Summer

Lavender has long been enjoyed for color, fragrance, and both medicinal and culinary use. Many gardeners love its spikes of lavender, and also deeper purple, white, or bluish-purple flowers. Lavender oil and flowers are used for perfumes, oils and soaps.



Marjoram, Sweet

12-24"

Tender

Summer

A close relative to oregano. Flavorful leaves can be used fresh or dried. Harvest before flowering. Use in soups, stews, sauces and rubbed on meat.



Rosemary

6-48"

Tender

Spring-Summer

Both the creeping & upright varieties have attractive evergreen leaves that have a pine-like aroma. Use the needle-like dark leaves, fresh or dried, to flavor fish, meat, poultry, soups and teas. Can also be used to make topiaries & living wreaths.



Rue

(Common Rue)

24-36"

Zones 4-9

Late Spring - Summer

This ornamental plant has semi-woody growth and can be pruned into hedges. Rue's strong scent is a deterrent to deer, rabbits and slugs and acts as an insect repellent. Rue should not be handled by pregnant women and should be avoided by those with sensitive skin.



Rumex

(Bloody Dock, Dock, Red-Veined Dock, Sorrel)

6"-12" Zones 6-8



Summer

Edible, long pointed green leaves with deep red veins that taste like spinach or chard when young. Remove the small green flowers to have a continuous supply of new leaf growth all season.



Sage

12-48" Zones 5-10



Summer-Fall

These flavorful, aromatic, long oval leaves come in a variety of different colors. This herb is popular for seasoning meats, poultry, stuffing & dressings. Use fresh or dried for flavoring sauces or as a tea.



Thyme

1-15" Zones 4-10



Spring-Summer

Both the low growing ornamental varieties & the edible varieties have wonderfully scented foliage. The creeping varieties make great ground covers. With the edible varieties the strong flavor lends well to meat, fish, cheeses and many vegetable dishes. Use both fresh and dried.



Sweet Woodruff

8"-12" Zone 4-7



Early Summer

Low spreading plant with bright green, fragrant foliage, even when dried. Bears small white flowers. Attractive ground cover; prefers moist sites. Reliable shade bloomer. Use in potpourri, teas and as a garnish.



Tarragon, French

18"-36" Zones 5-9



Summer

Use fresh or dried to flavor poultry, sauces, vinegars and salads. Plant has thin, dark green, narrow shiny leaves on strong stems.



Quick Answers to Common Questions

When can I plant my perennials?

Most perennials can be planted in April. Tender plants should be planted after the average frost date for the area. Tender plants will need to be protected if there's a late season frost.

How do I prepare the soil?

Since the plants will grow in the area for a long time, good soil preparation is important.

- Clear the site of weeds. Don't just scrape them off - dig'em out, or spray with a weed killer.
- Turn the soil over, either by hand or with a rotary tiller. Keep an eye out for weed roots - get rid of 'em! Till 6" - 8" which is enough to produce healthy plants. Deeper for tall perennials; Delphinium, Lupines, Hollyhock, Digitalis.
- Clay or Sandy soil should be amended by adding plenty of organic matter to the top layer - peat moss or manure, for example. Add organic matter equal to 1/3 to 1/2 of the depth of the soil that needs to be improved.
- Fertilizer - Add 5-10-5 at a rate of 3 to 5lbs per 100 square feet.
- Turn the soil over to mix in the soil amendment and fertilizer

How to protect plants from frost?

Simply cover the plants with a sheet or blanket or move them to a more protected area. Folks can make their own "mini" greenhouse with a milk jug with it's bottom cut off.

Cutting Back Perennials

- Spent blooms - Often times removing spent flowers will encourage re-blooming.
- Simple rule of thumb - if the plant looks ugly, cut it back. If the plant looks good, leave it alone.
- Will the plant provide winter interest? Coneflower's seed heads look great in the winter landscape.
- Will the plant survive without being cut back? Tender perennials should be cut back so that they can be adequately mulched.
- To encourage the plant to produce multiple shoots. For example, coneflower and daisies, which throw a single shoot, if cut back to 6", will produce multiple shoots and increase flowering.
- Shaping up the plant - If a plant gets too leggy, cutting it back will force it to bush out and regrow new leaves. For example, hardy mums and asters will grow very tall and narrow unless cut back.
- How far to cut back? Sorry, there's no simple answer because different plants have varying responses, but here are a few tips:
If the plant is done flowering and now looks hideous, give it a shearing (remove 1/2 to 2/3 of the height of the plant)
If you feel that the plant needs a hard shearing (2 inches from the ground), be sure to leave the already-forming new foliage in the center of the clump untouched.

Dividing Perennials

Why divide?

1. To control size
2. To rejuvenate
3. To propagate

How do I know that a plant needs to be divided?

1. The plant clump is getting so large and vigorous that it is pushing out neighboring plants
2. The clump's center is dying but the surrounding plant looks good

When should I divide my perennials?

- Late Summer & Fall - Spring & Summer blooming perennials
- Early Spring - Fall blooming perennials

How do I divide my perennials?

1. Dig the entire clump out as completely as possible
2. If the center clump has died out, divide the living portion into smaller clumps to replant wherever you like.
3. If you can't pull the roots apart because the roots are ensnarled, cut them apart with a sharp knife or insert two spading forks into the clump back to back and then press the handles toward each other, using the leverage at the tines to pry the clump apart.
4. Enrich the hole from which the clump was removed with a handful of fertilizer that has no nitrogen (first number on the fertilizer bag should be 0. e.g. Bone Meal). Replace one or more of the divisions in the hole and place the remaining elsewhere.

Quick Answers to Common Questions

Feeding Perennials

Feeding perennials early in the growing season with a dry fertilizer (5-10-5) will benefit most plants. Nitrogen will help to grow a strong plant, and phosphorous will improve the quality of bloom.

Protecting plants from the winter (Mulching)

Mulching will protect plants from heaving (when plants are forced out of the ground as a result of alternate freezing and thawing).

When to Apply

When the ground is thoroughly frozen to a depth of 2 inches (around Thanksgiving), apply a layer of open, fluffy material (salt hay, straw, leaves, etc.)

When to Remove

When the forsythias bloom

Why aren't my perennials coming back?

Some stay dormant until late in the spring. Wait to see what happens. If a perennial did not survive, it may be because of no mulch (winter protection) and inadequate snow cover (snow is "winters blanket"), moles or other rodent damage, poor drainage or a tender plant planted in a too-harsh location.

Perennials For:

| Name | Attracts Bees | Attracts Butterflies | Attracts Hummingbirds | Deer Resistant | For Cutting | For Drying | Ground Covers | Rock Gardens | Containers | For a Dry Location |
|--------------------|---------------|----------------------|-----------------------|----------------|-------------|------------|---------------|--------------|------------|--------------------|
| Achillea | | | | | | | | | | |
| Ajuga | | | | | | | | | | |
| Alyssum | | | | | | | | | | |
| Aquilegia | | | | | | | | | | |
| Armeria | | | | | | | | | | |
| Artemisia | | | | | | | | | | |
| Bellis | | | | | | | | | | |
| Campanula | | | | | | | | | | |
| Cardamine | | | | | | | | | | |
| Catmint | | | | | | | | | | |
| Catnip | | | | | | | | | | |
| Chamomile | | | | | | | | | | |
| Chives (Allium) | | | | | | | | | | |
| Convallaria | | | | | | | | | | |
| Coreopsis | | | | | | | | | | |
| Coriander/Cilantro | | | | | | | | | | |
| Daisy (Shasta) | | | | | | | | | | |
| Delosperma | | | | | | | | | | |
| Delphinium | | | | | | | | | | |
| Dianthus | | | | | | | | | | |
| Digitalis | | | | | | | | | | |
| Echinacea | | | | | | | | | | |
| Eryngium | | | | | | | | | | |
| Erysimum | | | | | | | | | | |
| Fennel | | | | | | | | | | |
| Gaillardia | | | | | | | | | | |
| Geranium | | | | | | | | | | |
| Geum | | | | | | | | | | |

| Name | Attracts Bees | Attracts Butterflies | Attracts Hummingbirds | Deer Resistant | For Cutting | For Drying | Ground Covers | Rock Gardens | Containers | For a Dry Location |
|---------------------|---------------|----------------------|-----------------------|----------------|-------------|------------|---------------|--------------|------------|--------------------|
| Grass | | | | | | | | | | |
| Hemerocallis | | | | | | | | | | |
| Hens & Chicks | | | | | | | | | | |
| Heuchera | | | | | | | | | | |
| Hollyhock | | | | | | | | | | |
| Hosta | | | | | | | | | | |
| Iberis | | | | | | | | | | |
| Iris | | | | | | | | | | |
| Lamiaeum | | | | | | | | | | |
| Lamium | | | | | | | | | | |
| Lavender | | | | | | | | | | |
| Lewisia | | | | | | | | | | |
| Liatris | | | | | | | | | | |
| Lilium | | | | | | | | | | |
| Lobelia | | | | | | | | | | |
| Lupinus | | | | | | | | | | |
| Lysimachia | | | | | | | | | | |
| Marjoram, Sweet | | | | | | | | | | |
| Mazus | | | | | | | | | | |
| Mint | | | | | | | | | | |
| Monarda | | | | | | | | | | |
| Myosotis | | | | | | | | | | |
| Oenothera | | | | | | | | | | |
| Oregano | | | | | | | | | | |
| Oregano, Ornamental | | | | | | | | | | |
| Penstemon | | | | | | | | | | |
| Perovskia | | | | | | | | | | |
| Phlox, Creeping | | | | | | | | | | |
| Phlox, Woodland | | | | | | | | | | |
| Polemonium | | | | | | | | | | |
| Poppy | | | | | | | | | | |

| Name | Attracts Bees | Attracts Butterflies | Attracts Hummingbirds | Deer Resistant | For Cutting | For Drying | Ground Covers | Rock Gardens | Containers | For a Dry Location |
|------------------|---------------|----------------------|-----------------------|----------------|-------------|------------|---------------|--------------|------------|--------------------|
| Primrose | | | | | | | | | | |
| Rhubarb | | | | | | | | | | |
| Rosemary | | | | | | | | | | |
| Rudbeckia | | | | | | | | | | |
| Rue | | | | | | | | | | |
| Rumex | | | | | | | | | | |
| Sage | | | | | | | | | | |
| Sagina | | | | | | | | | | |
| Salvia | | | | | | | | | | |
| Saxifraga | | | | | | | | | | |
| Scabiosa | | | | | | | | | | |
| Sedum | | | | | Tall | | Low | | | |
| Stachys | | | | | | | | | | |
| Strawberry | | | | | | | | | | |
| Sweet Woodruff | | | | | | | | | | |
| Tarragon, French | | | | | | | | | | |
| Thyme | | | | | | | | | | |
| Viola | | | | | | | | | | |

Common Name Index

| | | | |
|----------------------------|---------------------|-----------------------------|--------------------|
| Alcea..... | Hollyhock | Cheddar Pinks..... | Dianthus |
| Althea..... | Hollyhock | Chinese Parsley..... | Coriander/Cilantro |
| Alumroot..... | Heuchera | Chives..... | Allium |
| Artic Poppy..... | Papaver nudicaule | Columbine..... | Aquilegia |
| Asiatic Lily..... | Lily (Lilium) | Common Foxglove..... | Digitalis |
| Avens..... | Geum | Common Rue..... | Rue |
| Basket of Gold..... | Alyssum | Common Thrift..... | Armeria |
| Beard Tongue..... | Penstemon | Coneflower..... | Echinacea |
| Beebalm..... | Monarda | Coneflower..... | Rudbeckia |
| Bellflower..... | Campanula | Coral Bells..... | Heuchera |
| Bergamot..... | Monarda | Corsican..... | Sagina |
| Bitter Cress..... | Cardamine | Countryman's Treacle..... | Rue |
| Black-Eyed Susan..... | Rudbeckia | Creeping Bugle..... | Ajuga |
| Blanket Flower..... | Gaillardia | Creeping Jenny..... | Lysimachia |
| Blazing Star..... | Liatris | Creeping Mazus..... | Mazus |
| Blister Cress..... | Erysimum | Creeping Phlox..... | Phlox subulata |
| Bloody Cranesbill..... | Geranium sanguineum | Cuckoo Flower..... | Cardamine |
| Bloody-Dock..... | Rumex sanguineus | Cupflower..... | Mazus |
| Bloody Geranium..... | Geranium sanguineum | Day-lily..... | Hemerocallis |
| Bloody Sorrel..... | Rumex sanguineus | Dead Nettle..... | Lamium |
| Bluebonnet..... | Lupinus | Dock..... | Rumex |
| Brown Betty..... | Rudbeckia | Dragon's Mouth..... | Digitalis |
| Bugleweed..... | Ajuga | Eastern Poppy..... | Papaver orientale |
| Candytuft..... | Iberis | English Daisy..... | Bellis |
| Cardinal Flower..... | Lobelia | Evening Primrose..... | Oenothera |
| Carpathian Bellflower..... | Campanula carpatica | Everbearing Strawberry..... | Strawberry |
| Carpet bugle..... | Ajuga | Evergreen Candytuft..... | Iberis |
| Carnation..... | Dianthus | Fairy Bells..... | Digitalis |
| Carrex's Candtuft..... | Iberis | Flowering Moss..... | Phlox subulata |

Perennials for Full Shade

Ajuga
Cardamine
Convallaria

Hosta
Lamium
Phlox, Woodland

Primrose
Sweet Woodruff

*For Part Shade Perennials Please Check Icons

Common Name Index

Forget me not.....Myosotis
 Foxglove..... Digitalis
 Garden Pinks..... Dianthus
 Garden Rue.....Rue
 Gay Feather..... Liatris
 Glade Flower.....Oenothera
 Gold Creeping Jenny.....Lysimachia nummularia aurea
 Gold Creeping Moneywort.....Lysimachia nummularia aurea
 Great Purple Coneflower.....Echinacea magnus
 Ground Pink.....Phlox subulata
 Hairy Coneflower.....Rudbeckia
 Hardy Geranium..... Geranium
 Harebell..... Campanula
 Hens & Chicks.....Sempervivum
 Horned Violet.....Viola cornuta
 Houseleek..... Sempervivum
 Ice Plant..... Delosperma
 Iceland Poppy.....Papaver nudicaule
 Jacob's Ladder..... Polemonium
 Ladder to Heaven.....Polemonium
 Lamb's Ear..... Stachys
 Larkspur..... Delphinium
 Lavendula.....Lavender
 Leucanthemum.....Daisy(Shanta)
 Lily..... Lilium
 Lily of the Valley..... Convallaria
 Lupine..... Lupinus
 Madwort.....Alyssum
 Meadow Clary.....Salvia

Meadow Sage..... Salvia
 Milfoil..... Achillea
 Missouri Primrose.....Oenothera missouriensis
 Moneywort.....Lysimachia
 Moss Phlox.....Phlox subulata
 Mountain Pinks..... Phlox subulata
 Mouse Ear.....Stachys
 Mugwort..... Artemisia
 Ornamental Poppy.....Papaver orientale
 Oswego Tea..... Monarda
 Ozark Sundrop.....Oenothera missouriensis
 Pearlwort.....Sagina
 Pincushion Flower..... Scabiosa
 Pinks..... Dianthus
 Plantain Lily.....Hosta
 Poppy.....Papaver
 Primrose.....Primula
 Purple Coneflower.....Echinacea
 Rabbit Ear.....Stachys
 Red-blood Cranesbill.....Geranium sanguineum
 Red-veined Dock.....Rumex
 Rheum.....Rhubarb
 Rhubarb.....Rheum
 Rockfoil.....Saxifraga
 Russian Sage.....Perovskia
 Sage.....Salvia
 Sage-brush.....Artemisia
 Scabious.....Scabiosa
 Sea Holly.....Eryngium

Sea Pink.....Armeria
 Sempervivum.....Hens & Chicks
 Shasta Daisy.....Leucanthemum
 Silent Love.....Oenothera
 Silent Passion.....Oenothera
 Silver Nettle.....Lamium
 Sorrel.....Rumex
 Stonecrop.....Sedum
 Sundrop.....Oenothera
 Sweet William.....Dianthus barbatus
 Sword Lily.....Iris
 Thrift.....Armeria
 Tickseed.....Coreopsis
 True Daisy.....Bellis
 Tussock Bellflower.....Campanula carpatica
 Violet.....Viola
 Wallflower.....Erysimum
 Wild Red Columbine.....Aquilegia canadensis
 Wild Sweet William.....Phlox divaricata
 Witches' Bells.....Digitalis
 Wood Sage.....Salvia
 Woodland Phlox.....Phlox divaricata
 Woolly Betony.....Stachys
 Wormwood.....Artemisia
 Yarrow.....Achillea
 Yellow Archangel.....Lamium